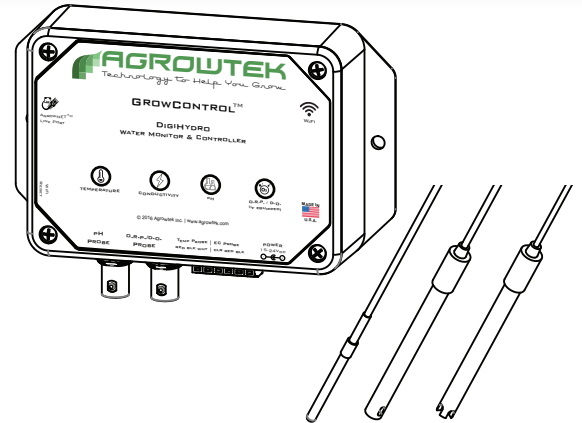







GrowControl SXH is a precision digital sensor package featuring temperature, pH, conductivity and oxidation reduction potential or dissolved oxygen probes (optional.)

Internal memory logs 21,600 data points for months or years of storage. Available with WiFi module for remote monitoring, data logging, alerts, and more. Link the WiFi module to Agrowtek's web-portal for off-site data logging. USB AgrowLink connects the GrowNET port to a PC for datalog download to .csv, graphing, calibration, configuration, updates, and more using free PC software.







Connect to Agrowtek's GrowControl Control system for a complete facility control solution. *Also available with display screen.*

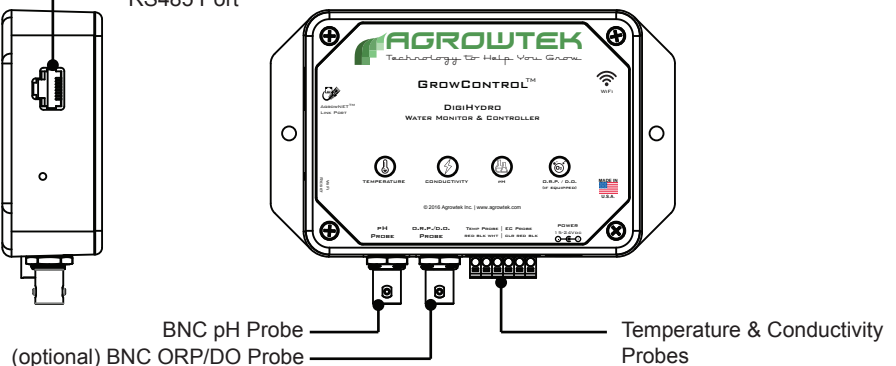
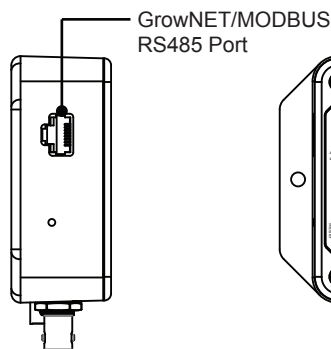
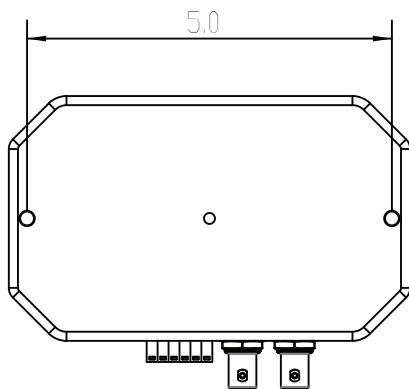


### Sensors

-  Water Temperature  
-20 - 60°C x 0.1°
-  Conductivity  
0 - 5000uS x 10uS
-  pH  
0 - 14pH x 0.01pH
-  ORP or DO  
+/-1000mv x 1mV  
0 - 20mg/mL x 0.1mg/mL
-  Real Time Clock (RTC)  
*Battery Backup optional*

### Features

-  WiFi optional for direct sensor monitoring and web portal connection
-  GrowNET link for connection to AgrowDose Pumps or USB AgrowLINK
-  4-Channel 4-20mA analog outputs, 12-24Vdc MODBUS RTU for industrial PLC applications
-  Durable splash-proof ABS plastic enclosure Conformal coated circuit boards
-  1-Year Warranty
-  Made in USA



### Compatible



### Typical Applications



Greenhouses & Indoor Growing Facilities



Aquarium



Industrial Processes



Analytical, Data Logging research & academic applications

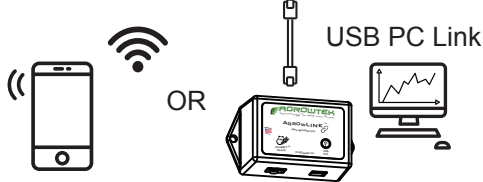


Pool & Spa



OEM & custom applicatoins

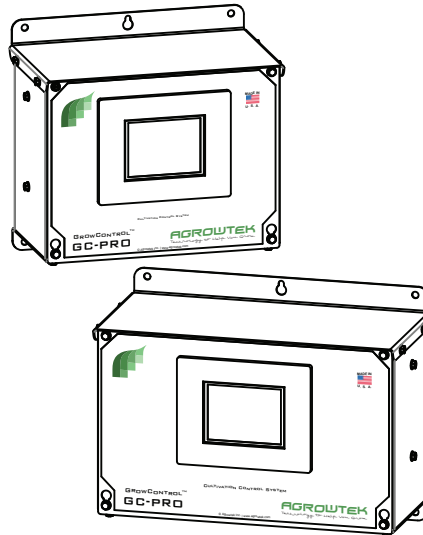
### Stand Alone



Connect a sensor directly to a computer using the LX1 USB AgrowLINK and free PC software for data logging and email alerts. *API and C# demo code available for custom applications.*

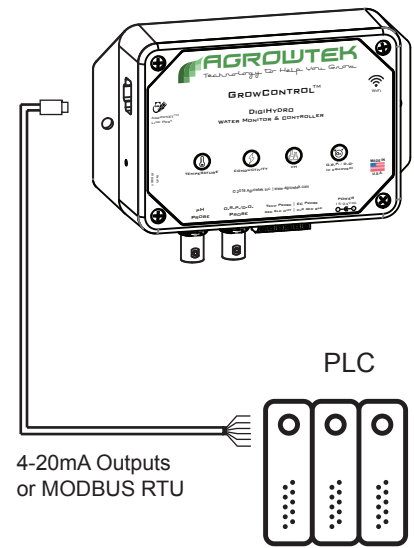
Add the WiFi option to monitor the sensor directly from any web browser, or link the sensor to your Agrowtek web portal account.

### Master Controller



Connect to GrowControl Cultivation Controllers for advanced functions as part of a complete facility control solution. GrowControl systems are loaded with intelligent control functions optimized for today's complex growing environments.

### Industrial PLC

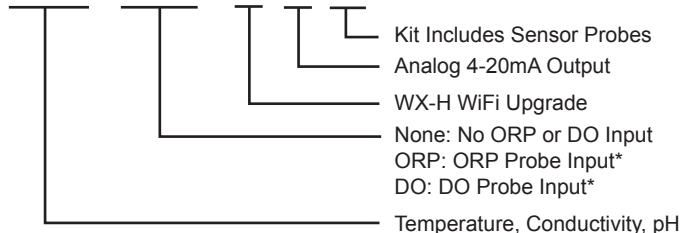


4-20mA Outputs or MODBUS RTU

Agrowtek's sensors are easy to implement on PLC systems with 4-channel 4-20mA outputs for simple analog connections or MODBUS RTU for more advanced communication. 24Vdc is provided by the mini-din analog port or the RJ45 MODBUS port for single-cable installation.

### Ordering Options

SXH - ORP - W T K




*\*software selectable in field*

### Optional Accessories



**LX1**

USB AgrowLINK GrowNET Bridge



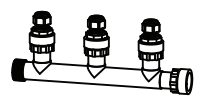
**LX2**

MODBUS GrowNET Bridge



**LX3**

Analog 4-20mA Break-Out



**PBX**

Sensor Manifolds