


FILL CONTROL | RO WATER | NUTRIENT TANKS

Electronic optical "liquid level control system" includes two liquid sensors for high and low fill control of fluids in tanks, reservoirs, buckets, etc. Only power and a valve or relay is required to complete the level control system. Compatible with 5-24Vdc valves and relays. Available with optional RX1 outlet kit for direct control of 120Vac pumps, valves and other equipment.



How It Works

The low-level sensor turns on a pump or valve to operate until the high-level sensor is activated.



Made in USA



Industrial 24V Compatible



Status LED Illuminates Body



Intelligent Features



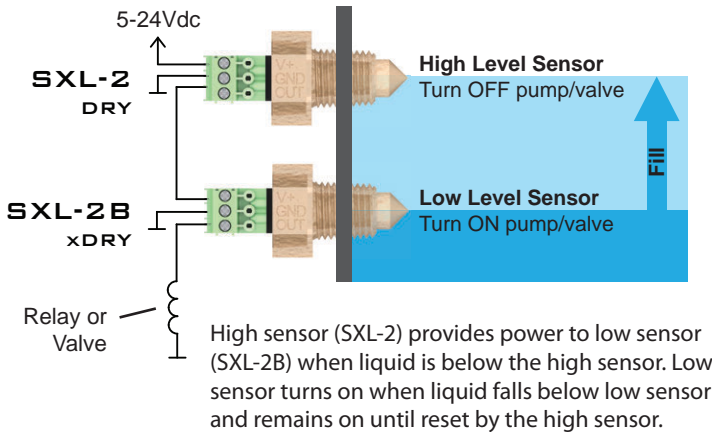
1-Year Warranty

Installation

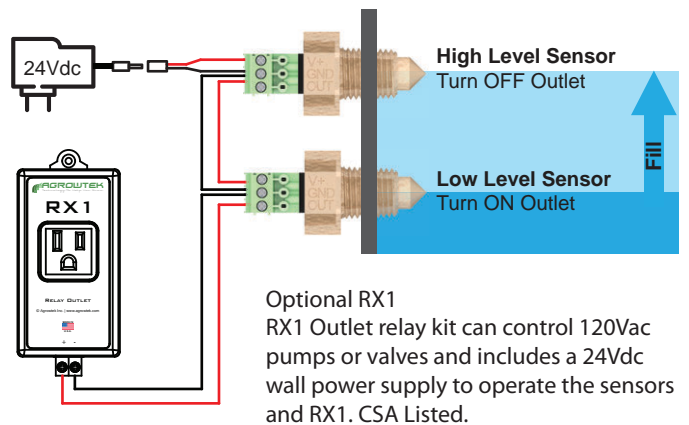
1. Mark the tank wall at the desired high and low points.
2. Thick Wall: Drill 7/16" holes and tap with a 1/4 NPT tap. Thread sensor in hole.
Thin Wall (3/16" & under): Drill a 17/32" hole, place o-ring on sensor & nut inside tank.
3. Tighten sensor and check for leaks. Use teflon tape for tapped holes.
4. Make electrical connections according to the diagrams below.

WARNING: DO NOT USE these products as safety or emergency stop devices or in any other application where failure of the product could result in personal injury. Failure to comply with these instructions could result in death or serious injury.

Standard Wiring Diagram



RX1 Kit Wiring



Sensor/LED Status

Status	Full	Mid-Level	Low	Filling
High Sensor	Sensor OFF, LED Flash/10sec	Sensor ON, LED ON	Sensor ON, LED ON	Sensor ON, LED ON
Low Sensor	Sensor OFF, LED OFF	Sensor OFF, LED Flash/10sec	Sensor ON, LED ON	Sensor ON, LED ON FlashOFF/10sec

Specifications

Voltage Input:	5-24Vdc
Output Current:	Max 1A (sourcing)
Current Consumption:	20mA per sensor
Mounting Thread:	1/4" NPT
Hex Size:	3/4" (19mm)
Body Material:	Polysulphone
Temperature Range:	-20 to 80°C (non-freezing)
Wire Gauge:	26 - 16 AWG

Kits

- SXL-F High & Low Fill Sensor Kit
- RX1-K Outlet Relay Kit

Individual Sensors

- SXL - 2: 2: High Fill Sensor
2B: Low Fill Sensor

See SXL and RX1 manuals or contact Agrowtek Inc. for warranty terms and conditions.