













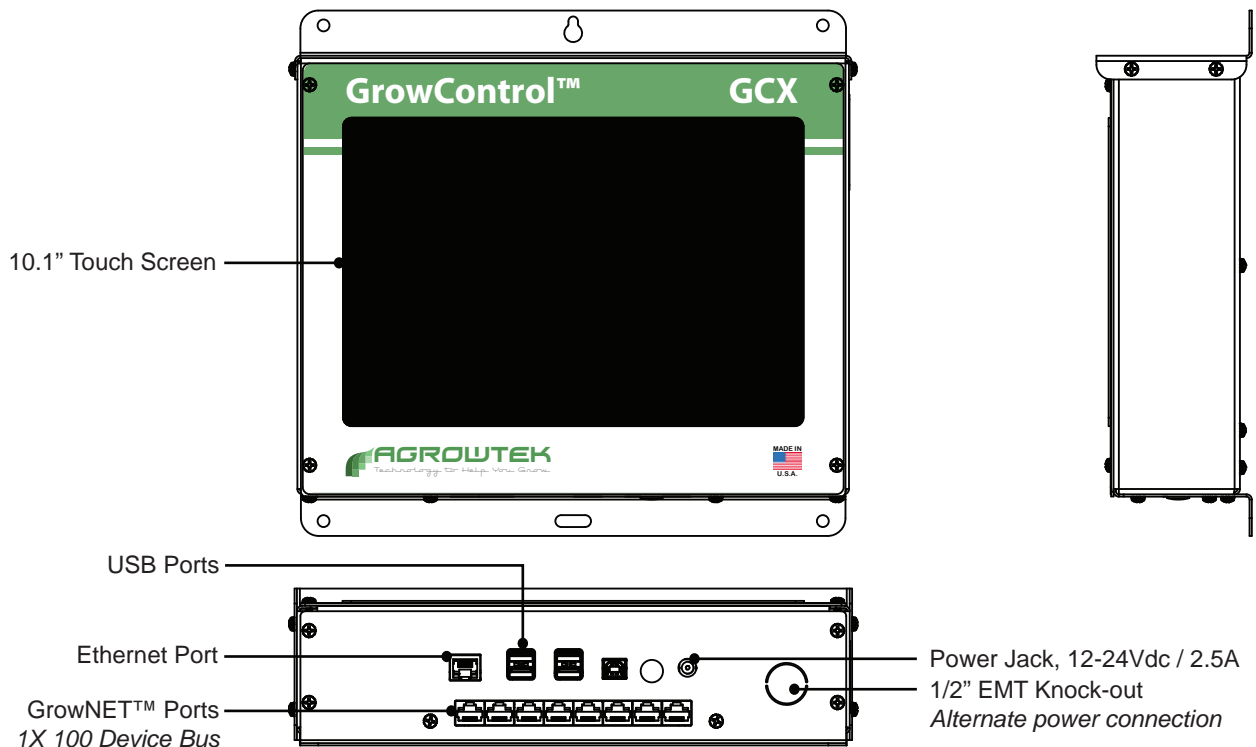
GrowControl™ GCX Cultivation Control Systems make managing even the most complex environments a simple task with a modern and intuitive interface, extensive control programming capabilities, and robust, easy-to-install hardware.

Built on over a decade of commercial experience, Agrowtek's GCX controllers are the most advanced and economical in the industry. Large scalability allows a facility to start simple and add devices as needs change. As many as one hundred devices can be connected to the GCX system. Devices connect using standard Ethernet cable and GrowNET™ device hubs for fast and reliable installation.

Includes an RJ45 Ethernet network interface for email alerts, remote access and online updates. USB ports for data logging to memory stick, optional WiFi module and more.



-  **Connect up to 100 Devices**
Sensors, Relays, Dosing Pumps, etc.
-  **Easy to Setup & Operate**
Intuitive Interface, On-screen Help
-  **No Software to Install**
No Computer to Crash
-  **8 GrowNET Ports for devices**
GrowNET™ Hubs for More Ports
-  **Quad-Core Processor**
Efficient & Powerful
-  **Powder-Coated Aluminum**
Tempered Glass Screen
-  **Multi-zone control**
Manage an Entire Facility
-  **Internet Enabled**
Email Alerts, Remote Access
-  **Made in USA**
-  **Expandable**
Add Devices as Your Needs Grow
-  **WiFi optional**
-  **3-Year Warranty**



Applications



Greenhouses
Single and Multi-bay



Agricultural Facilities



Analytical, Research &
Academic Applications



Warehouse Facilities
Building Automation



Container Growing



OEM & Custom Applications

Standard Functions



Temperature Control
Heating & Cooling



Lighting Control
On/Off, Dimming, High Temp



Water Tanks
Level Control & Management



Humidity Control
Humidify & Dehumidify



Irrigation
Pump & Valve Timing



Math
Sum, Difference, Average, etc.



CO2 ppm
Injection & Exhaust



Timers
24-Hour, Repeat Cycle, etc.



Advanced Logic
And, Or, Not, etc.



Nutrient & pH Dosing



Motor Position Controls
Black-Out, Ridge, Sidewall



Control Recipes
Schedule Automatic Changes

Available Devices

Climate Sensors



Outlet Relays



Irrigation Valve Controller



WiFi Module



Hydroponics Sensors



Wet & Dry Contacts



Irrigation Panels




GrowNET™ Hub



Motor Controllers



Dosing Pumps



Weather Sensors



DIN Rail I/O



Devices connect to the GrowControl™ GCX Controller's GrowNET™ ports using standard Ethernet cable for reliable and economical installation. GrowNET™ is capable of distances up to 1000 ft. and can be expanded with GrowNet™ HX8 daisy-chainable hubs.