


FILL CONTROL | DRAIN CONTROL

Electronic optical "liquid level control system" includes two liquid sensors for high and low "fill" or "drain" control of fluids in tanks, reservoirs, etc. Only power and a valve or relay is required to complete the level control system; no external controller required. Easy to wire and setup. Includes one standard and one latching sensor. Compatible with 5-24Vdc valves and relays. Available with optional VX1 water valve kit or RX1 outlet kit for direct operation of 120Vac pumps, valves and other equipment.



Made in USA



Industrial 24V Compatible



Status LED Illuminates Body

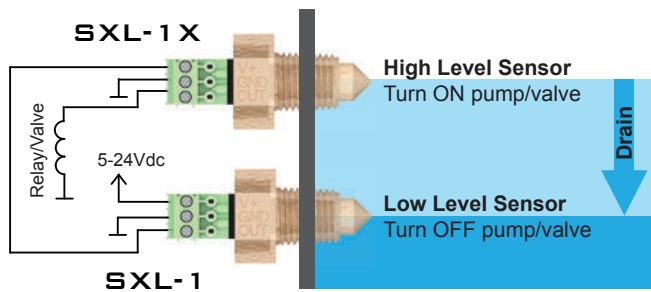


Intelligent Features

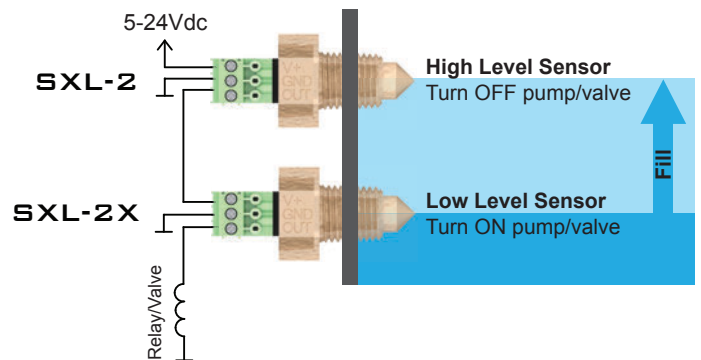


1-Year Warranty

SXL-D Drain Sensor Kit



SXL-F Fill Sensor Kit



When liquid is above the low sensor (SXL-1, wet-on) its output provides power to the high sensor (SXL-1X, wet-on latching.) When liquid rises above the high sensor, its output latches on. The high sensor's output is used to power a device (such as a control relay for a pump or valve) until it is reset by the low sensor's output turning off.

When liquid is below the high sensor (SXL-2, dry-on) its output provides power to the low sensor (SXL-2X, dry-on latching.) When liquid falls below low sensor, its output latches on. The low sensor's output is used to power a device (such as a control relay for a pump or valve) until it is reset by the high sensor's output turning off.

Specifications

Voltage Input:	5-24Vdc
Output Current:	Max 1A (sourcing)
Current Consumption:	20mA per sensor
Mounting Thread:	1/4" NPT
Hex Size:	3/4" (19mm)
Body Material:	Polysulphone
Temperature Range:	-20 to 80°C (non-freezing)
Wire Gauge:	26 - 16 AWG

Optional Control Kit



RX1 Outlet relay kit can control 120Vac/12A pumps or valves and includes a 24Vdc wall power supply and adapter cable to operate the sensors and RX1. CSA Listed.



VX1 Water valve kit handles up to 20GPM @ 150psi and includes a 12Vdc wall power supply and adapter cable to operate the sensors and valve. UL Listed.

	Draining	Filling
High Sensor	SXL-1B (Wet Latching)	SXL-2 (Dry On)
Low Sensor	SXL-1 (Wet On)	SXL-2B (Dry Latching)

See SXL and RX1 manuals or contact Agrowtek Inc. for warranty terms and conditions.